| 正式图 | 参考图 | CUSTOMER DRAWING (The requirements of environmental protection) | |
|---|---|---|---|
| | | ROHS2 | Halogen free |

| Mark | ECN NO. | DESCRIPTION | DESIGN | Date: |
|---|---|---|---|---|
| —— | —— | INITIAL RELEASE | Carlyle Xu | 2014.08.26 |

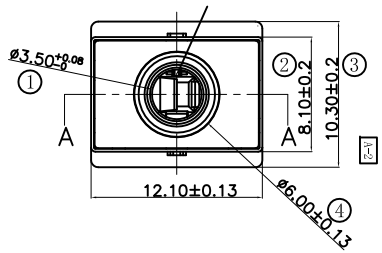


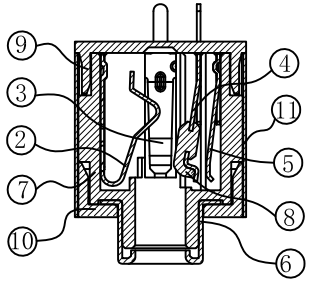


NOTES:
1.Rating: DC30V 0.5A;
2.Contact Resistance: ≤30Milliohm,After Test: ≤50Milliohm;
3.Insulation Resistance: ≥100Megohm(DC500V);
4.Withstand Voltage: AC500V for 1Minute;
5.Insertion and Extraction force: 3~30N;
6.Life test: 5000 Cycles.
7.Operating Temperature: −20°C~+70°C 85%RH Max;
8.Storage Temperature: −40°C~+85°C 85%RH Max.

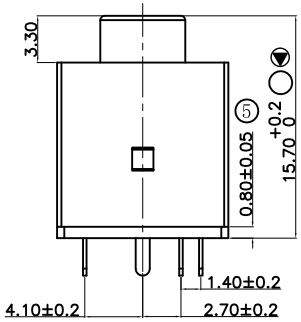


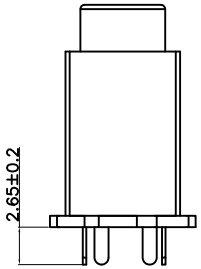


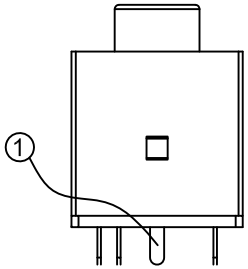


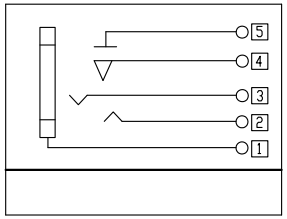


TABLE A: Schematic And Code

| | | | | |
|---|---|---|---|---|
| | 1 | B6 | PBT 30%G/F UL94V-0 | RoHS2&H.F Fit |
| | 1 | B0 | PBT 30%G/F UL94V-0 | RoHS2 Fit |
| | NO. | CODE | MATERIAL | REMARK |

TABLE B : Plastical Material

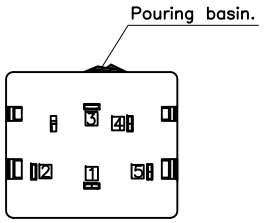


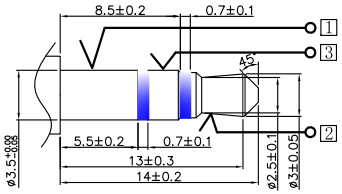


Matching Plug

P/N:

C3212FA−XXXX−XXXXXXX

- Model P/N
- Plastical Material (Choose From Table B)
- Housing Color: ☐01: Black; ☐02: White
- Schematic Code (See Table A)
- Product salt mist: ☐ A: Normal; ☐ B: 24Hours; ☐ C: 48Hours;
- Plating: ☐A: G/F
- Remark: 00: Normal;
- Packing: ☐B: Tray; ☐R: Tape reel;

| NO. | DESCRIPTION | QTY | PARTS MATERIAL | PLATING OR COLOR | REMARK |
|---|---|---|---|---|---|
| ⑪ | Shell | 1 | SPCC, 0.20t | Nickel Plating | |
| ⑩ | Cap | 1 | PA66 | Black | |
| ⑨ | Back cover | 1 | PA66 | Black | X |
| ⑧ | Insulator | 1 | PA66 | White | X |
| ⑦ | Housing | 1 | Choose from P/N | Choose from P/N | X |
| ⑥ | Ring spring | 1 | Brass | Nickel Plating | X |
| ⑤ | Make spring [5] | 1 | Phosphor bronze 0.25t | Contact area plating Au | X |
| ④ | Transfer spring [4] | 1 | | | X |
| ③ | Ring spring [3] | 1 | | | X |
| ② | Tip spring [2] | 1 | | Solder area plating Tin | X |
| ① | Earth spring [1] | 1 | | | X |

| Tolerance | | | | |
|---|---|---|---|---|
| X.X | ±0.30 | MODEL NAME: 3.5 PHONE JACK | | DRAWING: Carlyle Xu |
| X.XX | ±0.20 | MODEL No: C3212FA−XX01−A0XXXXR | | CHECKED: David Zhou |
| X.XXX | ±0.10 | SCALE: 3:1 | REVISION A0 / SHEET 1/1 | APPROVED: Jacky Lee |
| Angle | ±3.0° | | | DATE: 2014−08−26 |
| UNIT: mm | | 菱揚精密有限公司 Ling Yang Precision Co.,Ltd | | FILE: F/LINGYANG |
| | | | | DWG NO. C3212FA−A001 |